



## **“Stay or Go” Survey Snapshot**

**May 2022**

# Contents

- Report Brief..... 2
  - Some Notes on the Survey Data ..... 2
- Livability Factor: Financial..... 3
  - How does Fayette measure up to what high school respondents found financially desirable?3
  - How does Fayette measure up to what 19-25 year old respondents found financially desirable?..... 4
  - How does Fayette measure up to what 26+ year old respondents found financially desirable? ..... 5
- Livability Factor: Amenities..... 6
  - Top 5 Desired Amenities: High School..... 6
  - Top 5 Desired Amenities: 19-25..... 6
  - Top 5 Desired Amenities: 26+..... 6
  - How does Fayette measure up to the amenities high school respondents desire? ..... 7
  - How does Fayette measure up to the amenities 19-25 year old respondents desire? ..... 8
  - How does Fayette measure up to the amenities 26+ year old respondents desire?..... 9
- Stay or Go: Top Insights (18+)..... 10
  - Always Resided (113 Respondents) ..... 10
  - Left Fayette, Returned (56 Respondents)..... 10
  - Migrated to Fayette (33 Respondents)..... 10
  - Left Fayette, No Longer Here (34 Respondents) ..... 10
- Stay or Go: Currently in School..... 11

## Report Brief

The Fayette Leaders Academy is conducting this survey to gauge what's important to our population in determining where they live after completing their education, and how well Fayette County measures up in providing it. The results of the survey will be used to direct future efforts for making Fayette County more competitive to both retain and attract population, especially among younger people.

The survey is being distributed primarily to people in three groups who currently live in or used to live in Fayette County:

- 15-18 years old,
- 19-25 years old,
- 26+ years old.

### *Some Notes on the Survey Data*

This survey snapshot is from a preliminary analysis and should not be considered definitive.

Some respondents did not answer all questions or provide input on certain factors. Accordingly, the percentages and total number of respondents across different questions may not reflect the total number of replies.

#### Fayette Leaders Academy – High School Survey

- 683 Survey Responses taken as of May 2022 Report

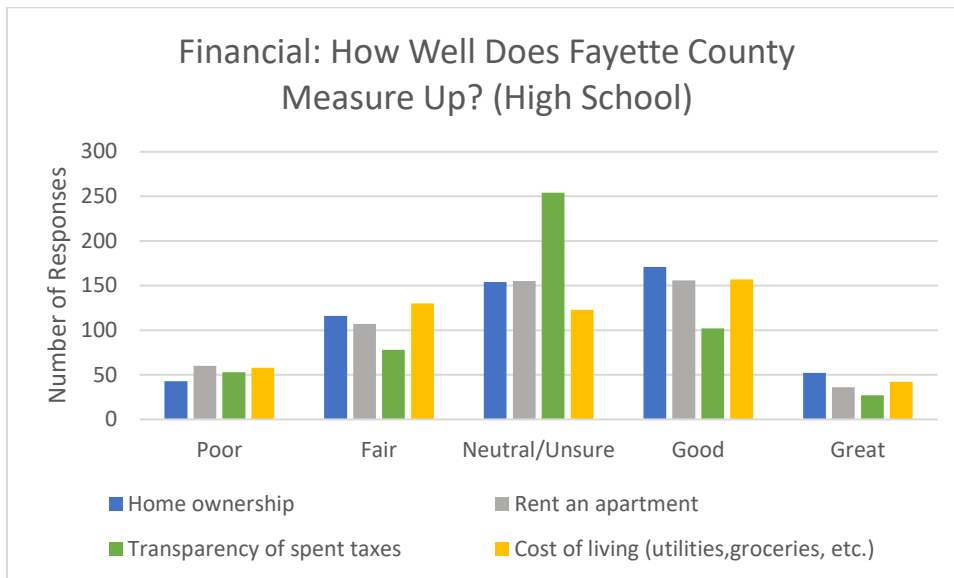
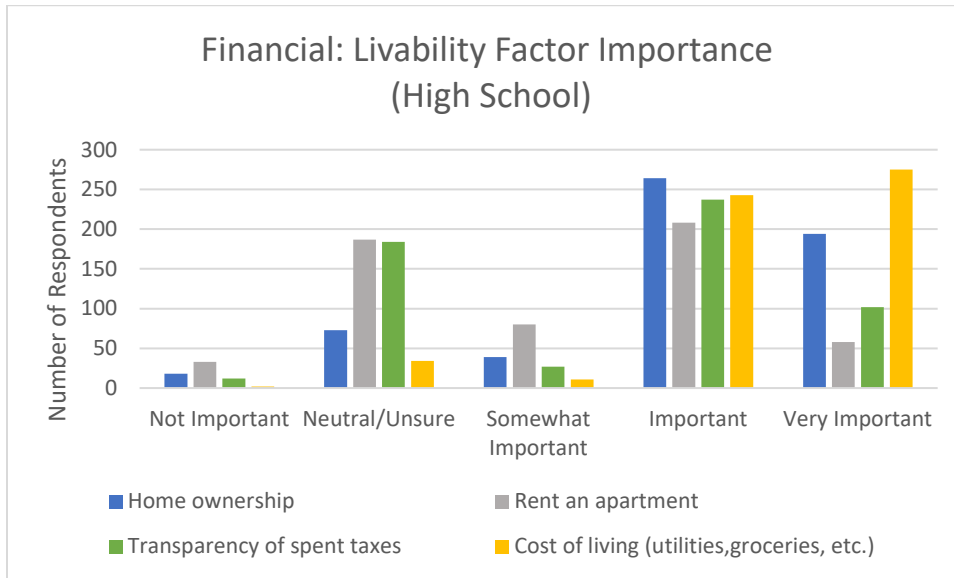
#### Fayette Leaders Academy

Out of 382 Survey responses taken as of May 2022...

- 6% (23) 19-25
- 79% (302) 26+
- 15% (57) No age reported

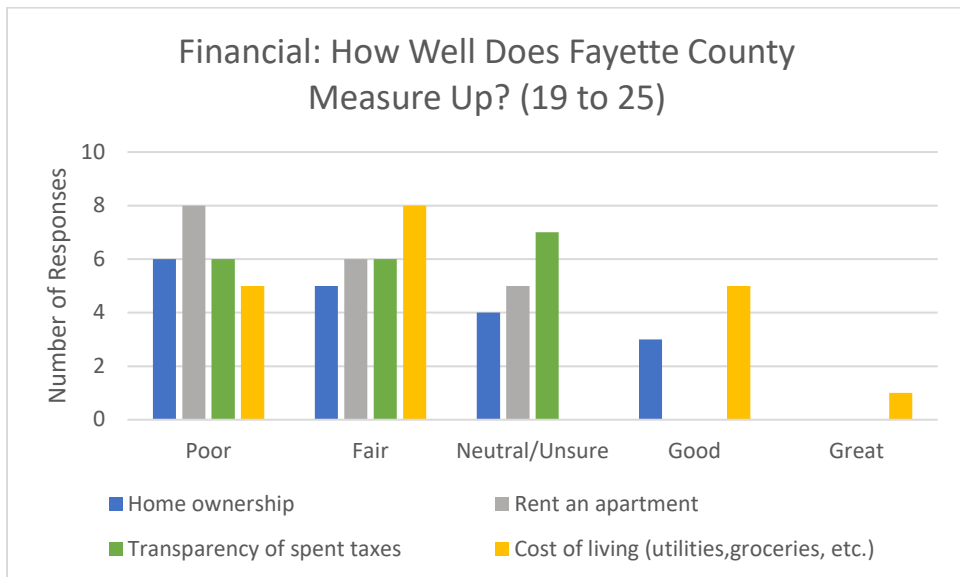
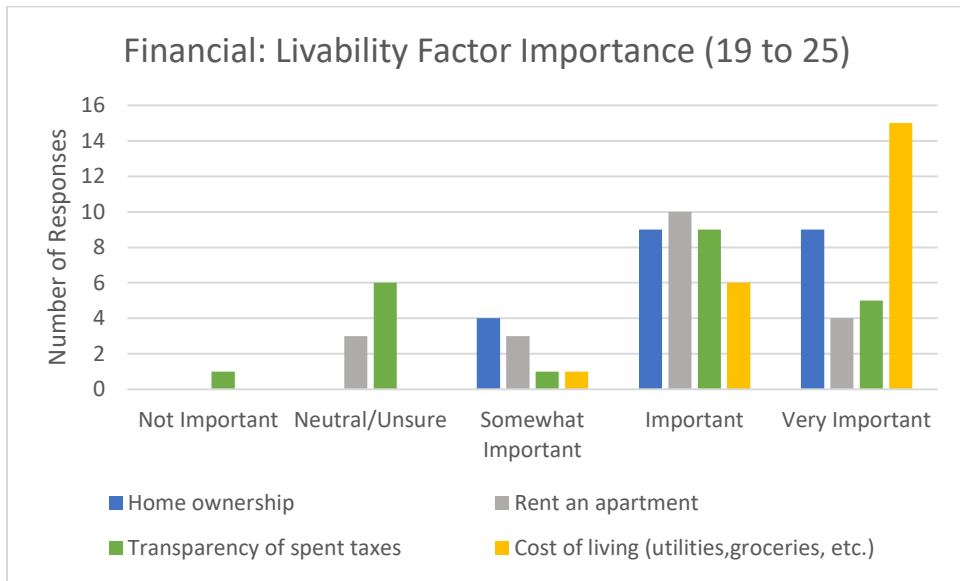
# Livability Factor: Financial

How does Fayette measure up to what high school respondents found financially desirable?



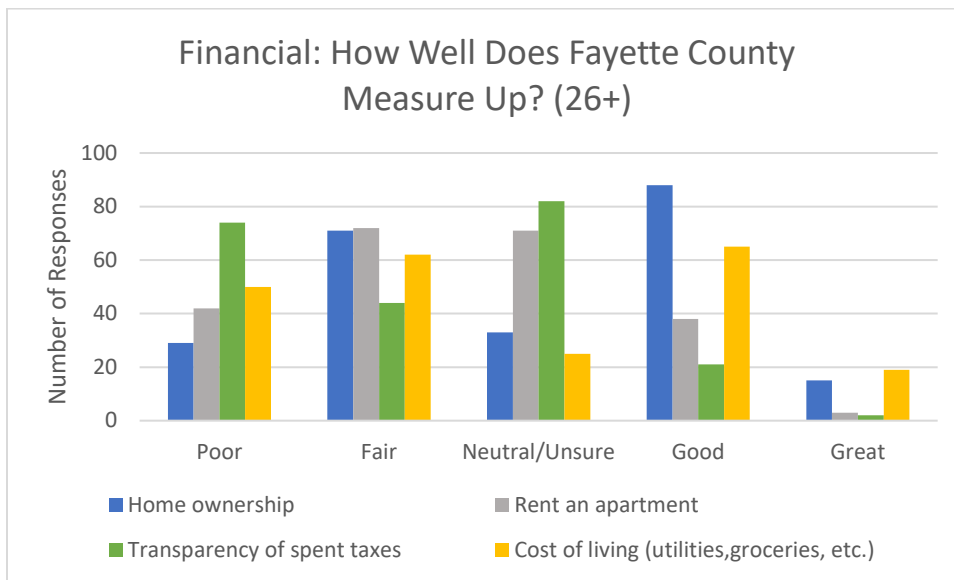
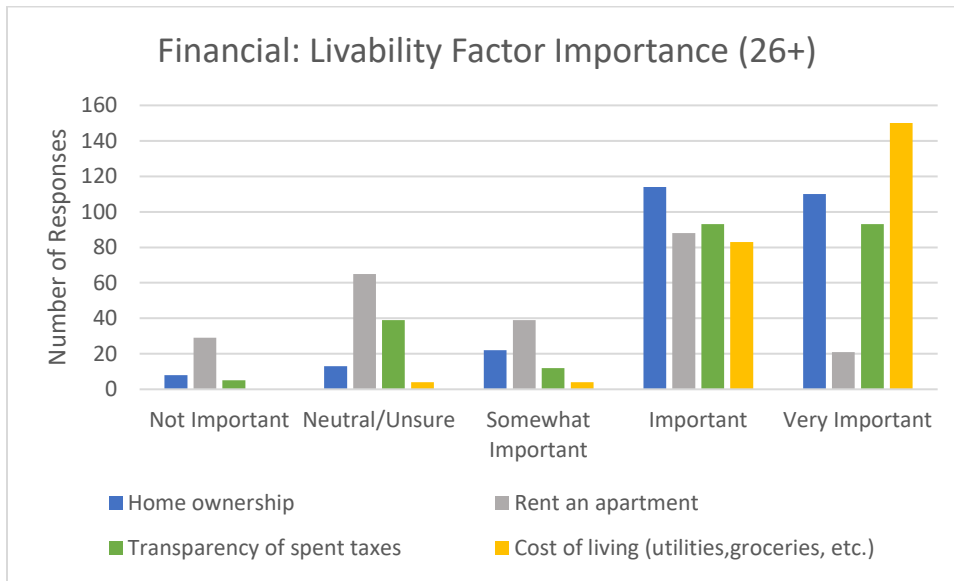
Based on 565 Responses as of May 2022

How does Fayette measure up to what 19-25 year old respondents found financially desirable?



Based on 23 Responses as of May 2022

How does Fayette measure up to what 26+ year old respondents found financially desirable?



Based on 303 Responses as of May 2022

# Livability Factor: Amenities

## Snapshot Comparison

### Top 5 Desired Amenities: High School

	Important/ Very Important	Fayette is Good/Great	Fayette is Fair/Poor
Health Care	89%	33%	30%
Wifi/Broadband	78%	44%	30%
Crime Rate	74%	21%	46%
Family Friendly	67%	36%	39%
Outdoor Recreation	67%	45%	29%

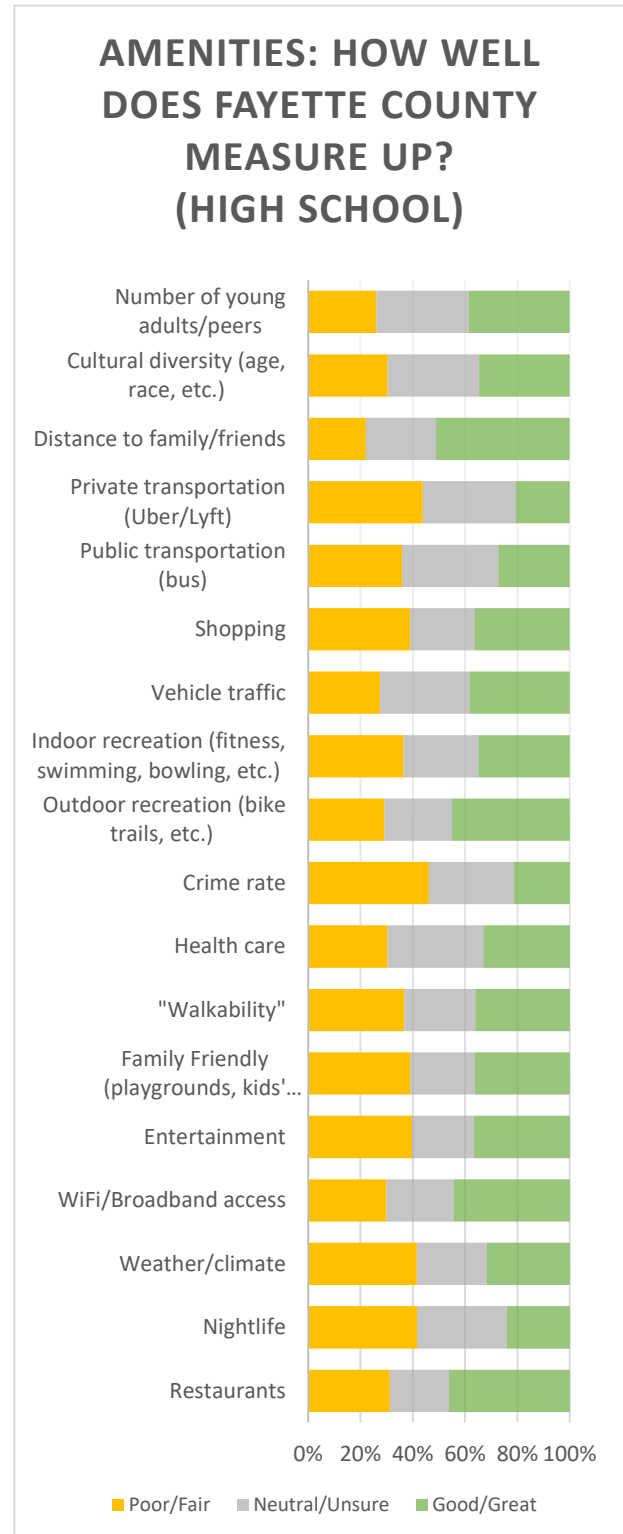
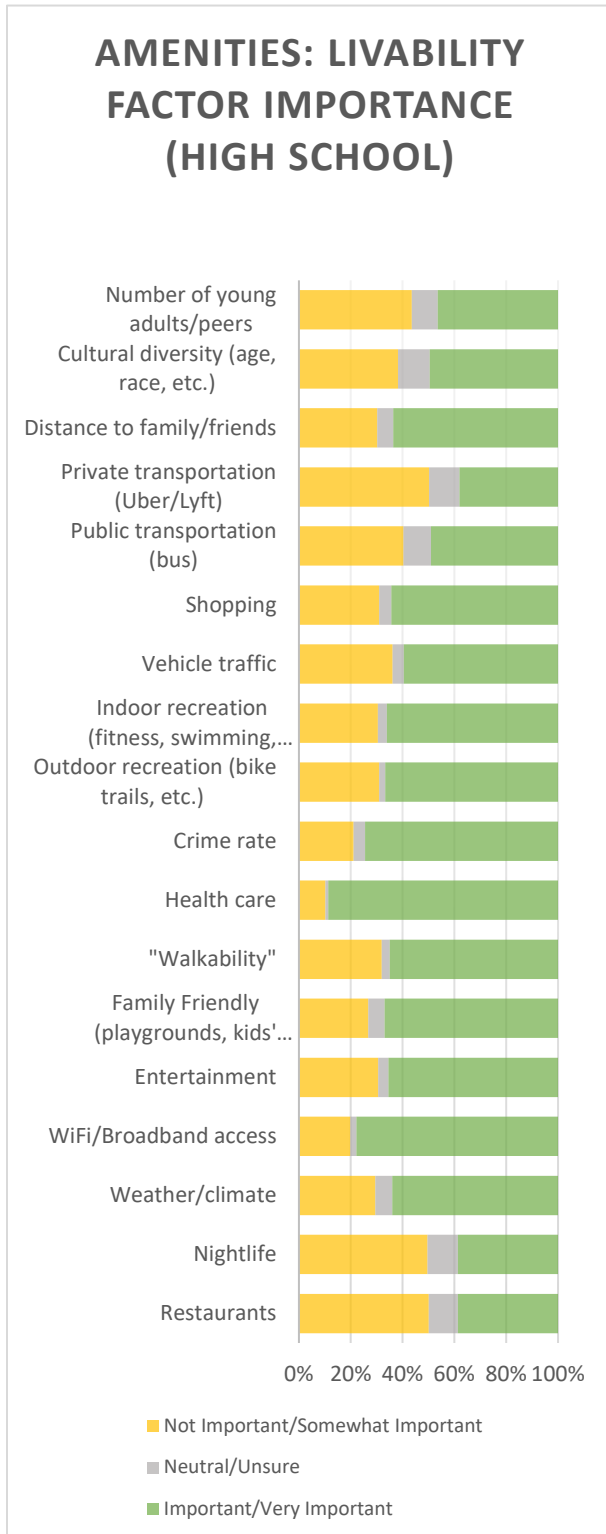
### Top 5 Desired Amenities: 19-25

	Important/ Very Important	Fayette is Good/Great	Fayette is Fair/Poor
Health Care	100%	26%	42%
Wifi/Broadband	100%	16%	79%
Crime Rate	91%	5%	68%
Restaurants	81%	47%	47%
Outdoor Recreation	77%	58%	37%

### Top 5 Desired Amenities: 26+

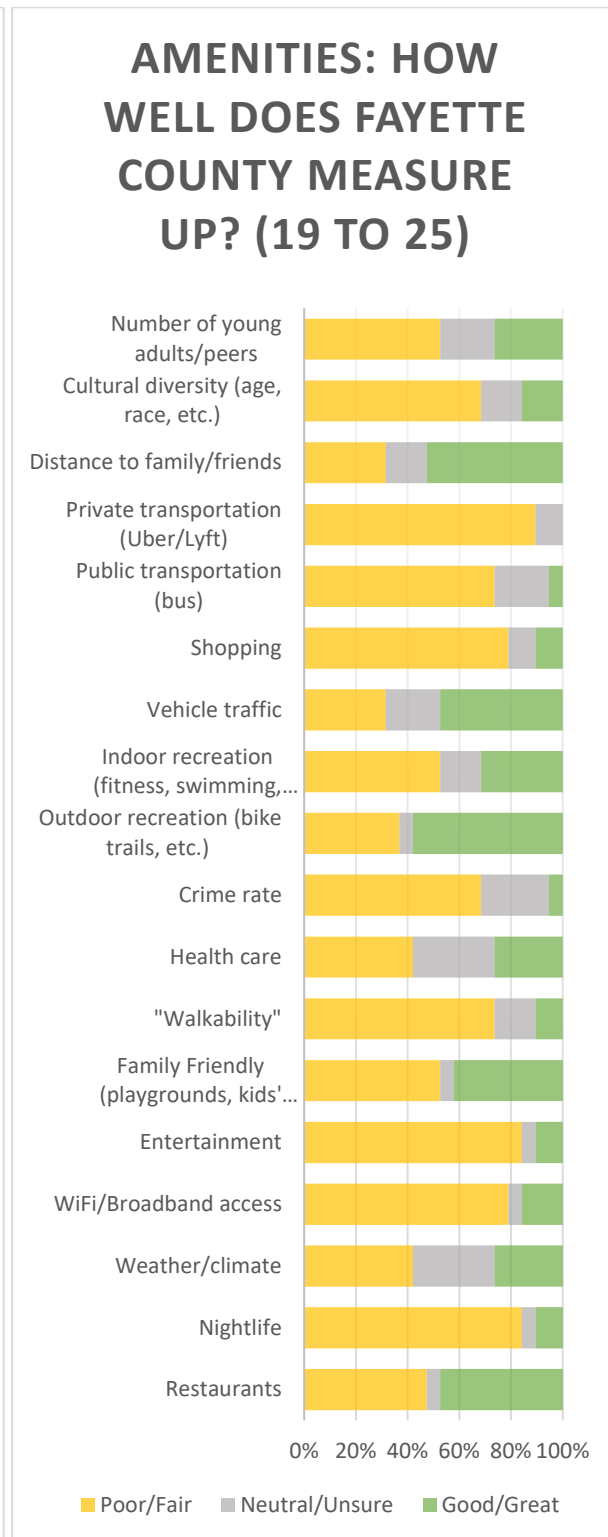
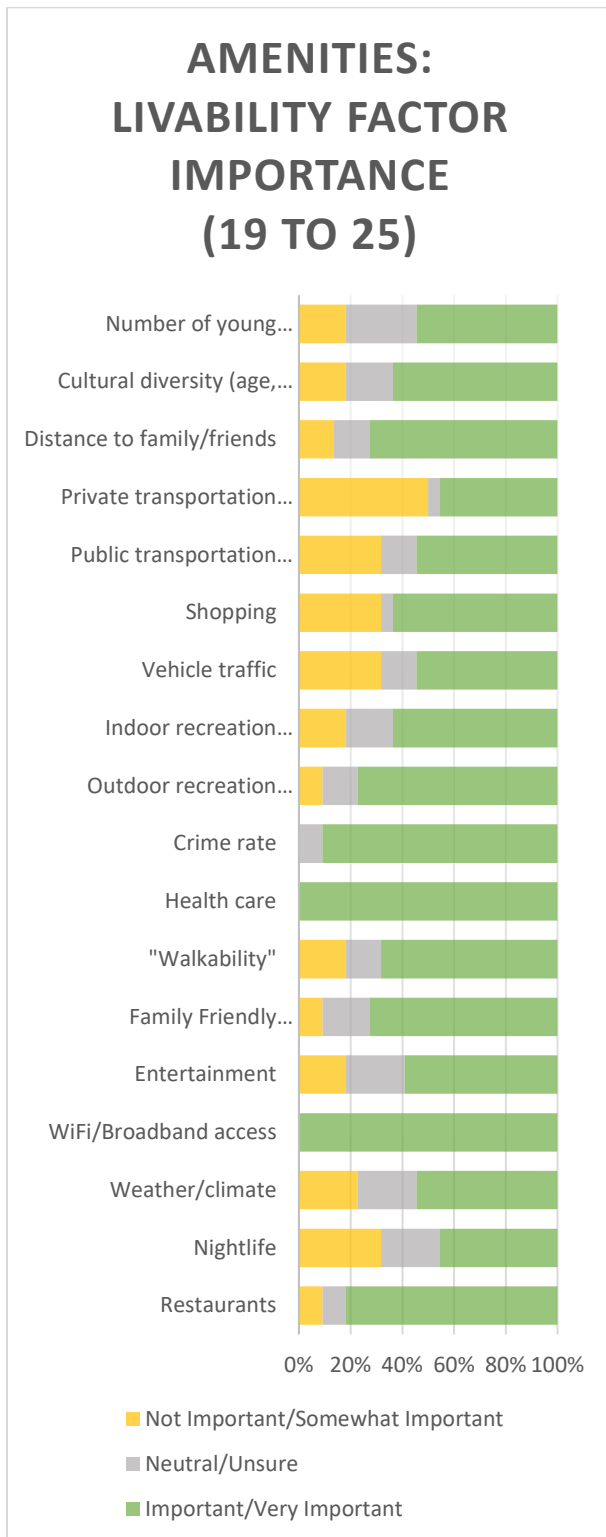
	Important/ Very Important	Fayette is Good/Great	Fayette is Fair/Poor
Health Care	96%	32%	51%
Crime Rate	95%	13%	76%
Wifi/Broadband	90%	27%	59%
Family Friendly	84%	36%	52%
Outdoor Recreation	82%	61%	27%

*How does Fayette measure up to the amenities high school respondents desire?  
Based on 683 responses as of May 2022*

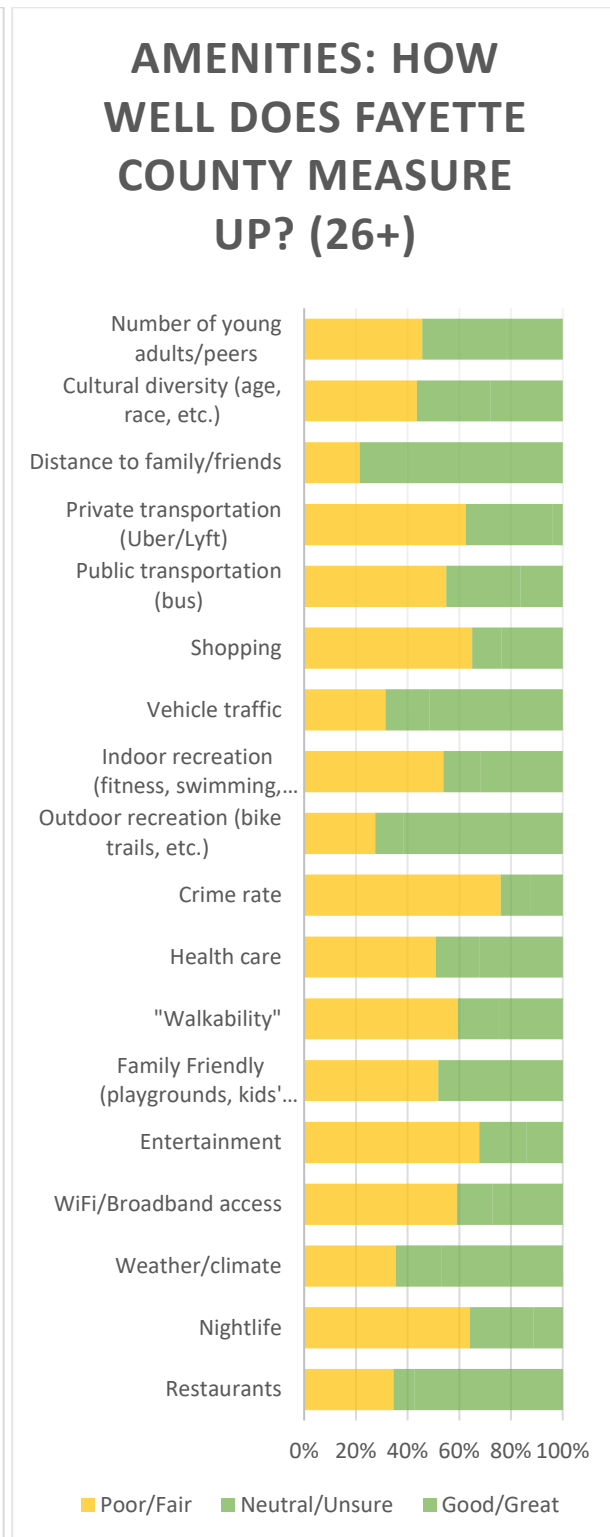
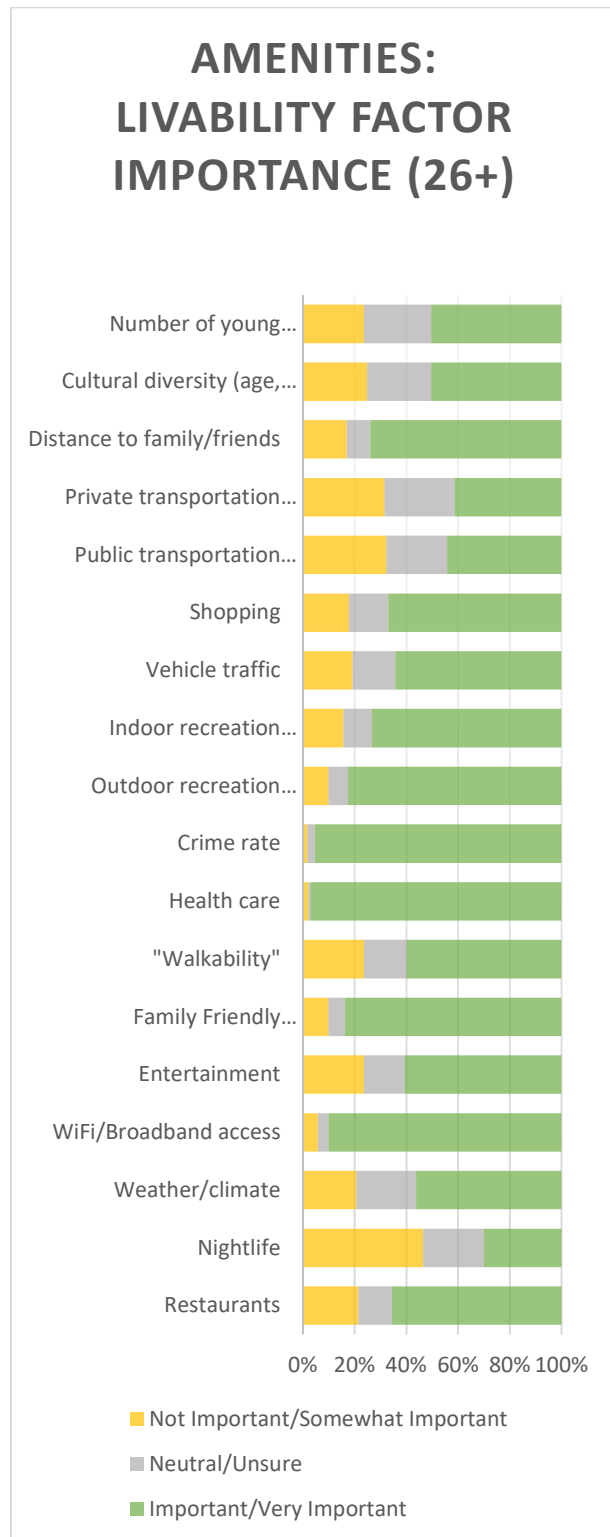




*How does Fayette measure up to the amenities 19-25 year old respondents desire?  
Based on 23 responses as of May 2022*



*How does Fayette measure up to the amenities 26+ year old respondents desire?  
Based on 236 Responses as of May 2022*



## Stay or Go: Top Insights (18+)

The results below are from the FayPenn Survey given to 18+ residents. Results are not broken up by age brackets, but instead reported according to the category respondents self-selected.

### *Always Resided (113 Respondents)*

What were the most important factors that made you stay?

- 80% (90 respondents) said family.

What would be the most important factors that might entice you to leave?

- 50% (57) said job/salary/pay/work/career
- 15% (17) said something “Better” in relation to pay, opportunity, job, schools

### *Left Fayette, Returned (56 Respondents)*

What were the most important factors that made you leave?

- 50% (28) said job/jobs/work/career
- 29% (16) said school/college/education

What were the most important factors that enticed you to return?

- 80% (45) said family
- 23% (13) job/work/career

### *Migrated to Fayette (33 Respondents)*

What were the most important factors that made you migrate to Fayette County?

- 58% (19) said family/spouse/partner/husband
- 21% (7) said job or employment

What would be the most important factors that might entice you to leave?

- 33% (11) said job, opportunities, or career
- 18% (6) said crime

### *Left Fayette, No Longer Here (34 Respondents)*

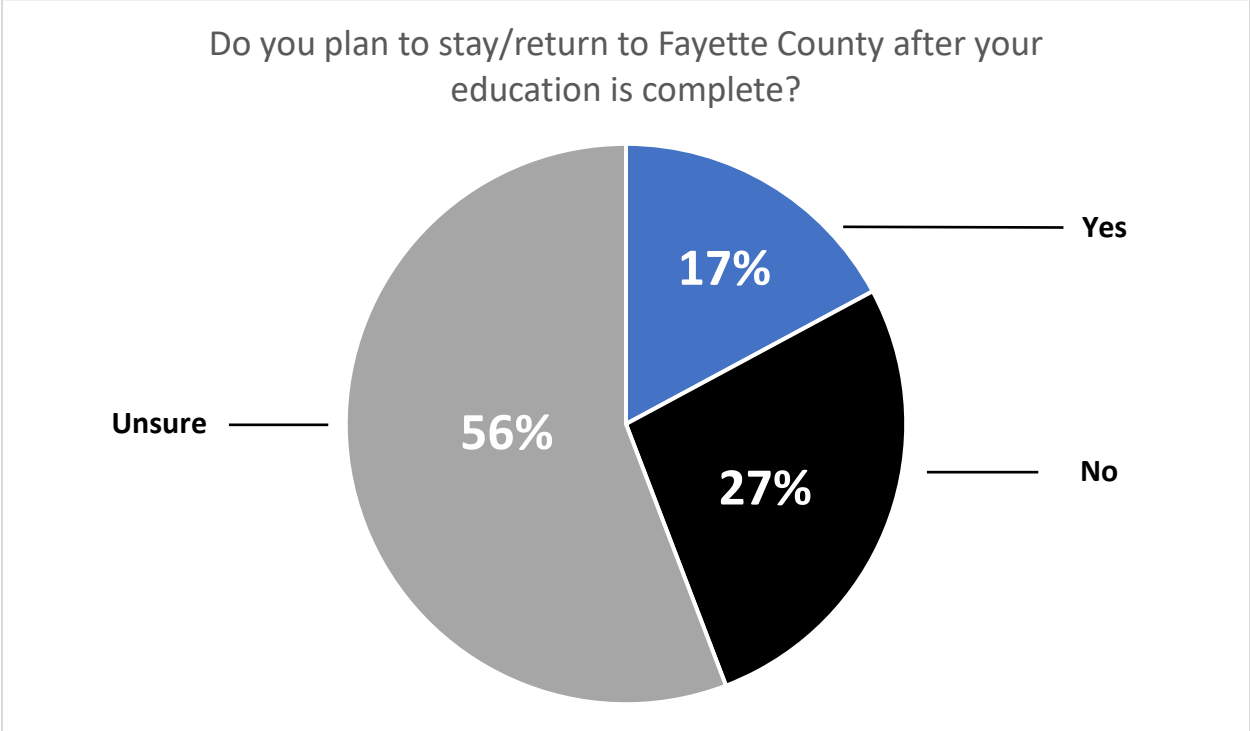
What were the most important factors that made you leave?

- 38% (13) said job/jobs/employment/career/opportunities
- 26% (9) said factors related to culture (night life, mentality, diversity, entertainment)

What would be the most important factors that might entice you to return?

- 32% (11) said jobs/employment
- 15% (5) said family

# Stay or Go: Currently in School





**Health Care was the most important amenity for all surveyed age groups.**

<b>High School</b>	<b>89%</b>
<b>19-25</b>	<b>100%</b>
<b>26+</b>	<b>96%</b>

**...said Health Care was Important or Very Important in considering a place to live.**

**Fayette's Health Care is...**



**Good/Great**

**33%**  
High School

**26%**  
19-25

**32%**  
26+

**Fayette's Health Care is...**



**Fair/Poor**

**30%**  
High School

**40%**  
19-25

**51%**  
26+